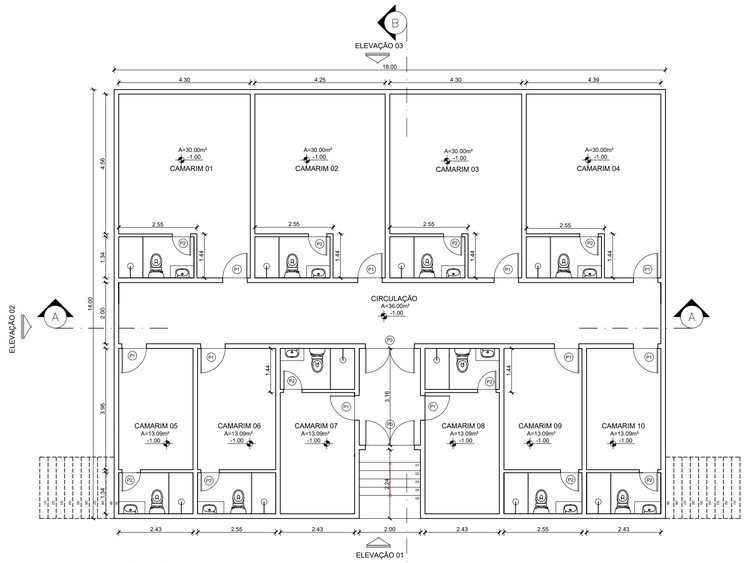


Planta de Layout
SUBSOLO – PALCO

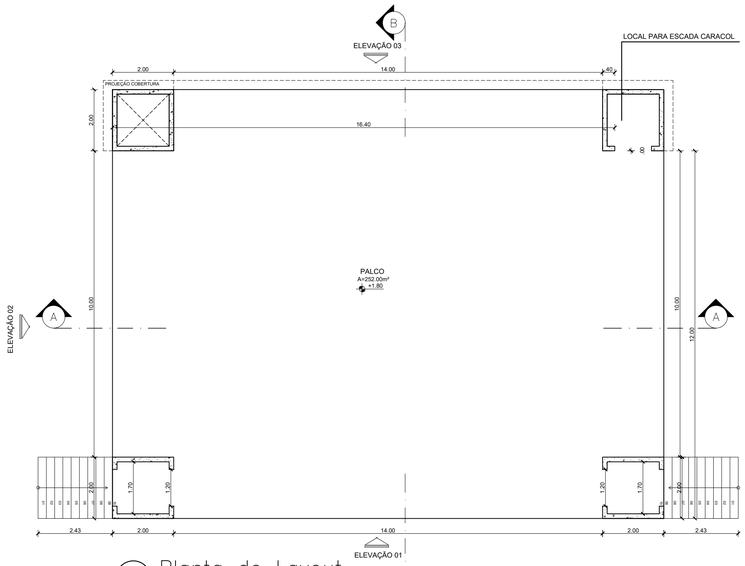


Planta de Layout
PALCO

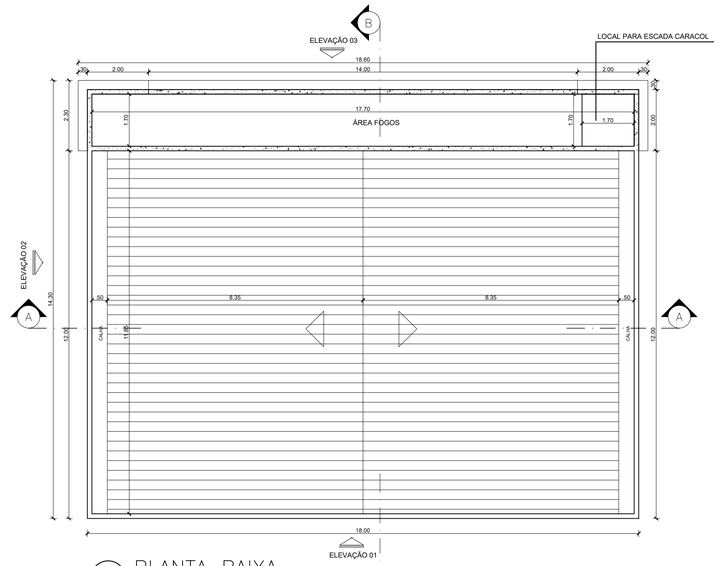


PLANTA BAIXA
PALCO

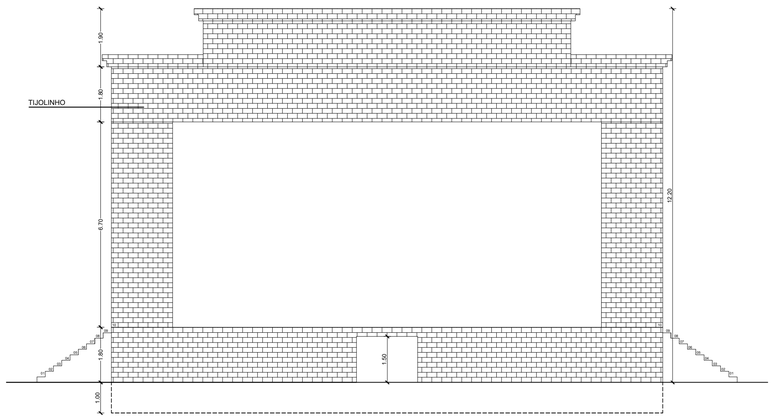


Elevação 01
PALCO + CAMARINS

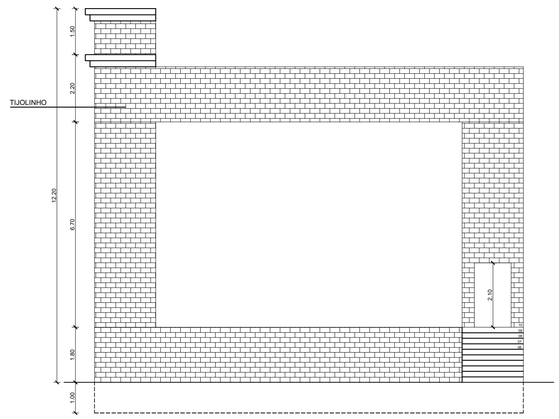


Elevação 02
PALCO + CAMARINS

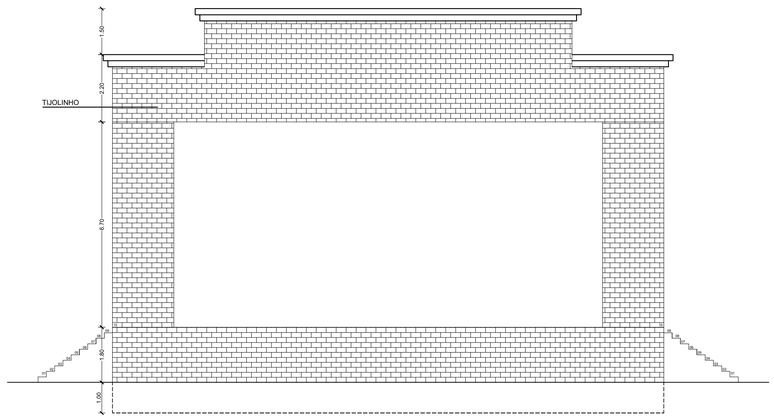


Elevação 03
PALCO + CAMARINS

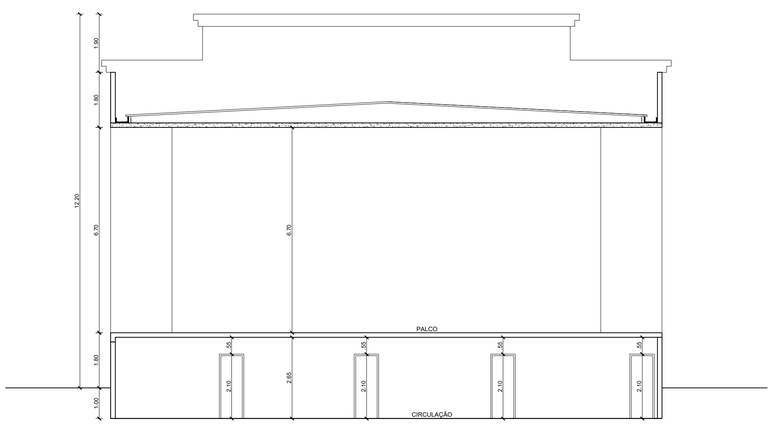


Corte AA
PALCO + CAMARINS

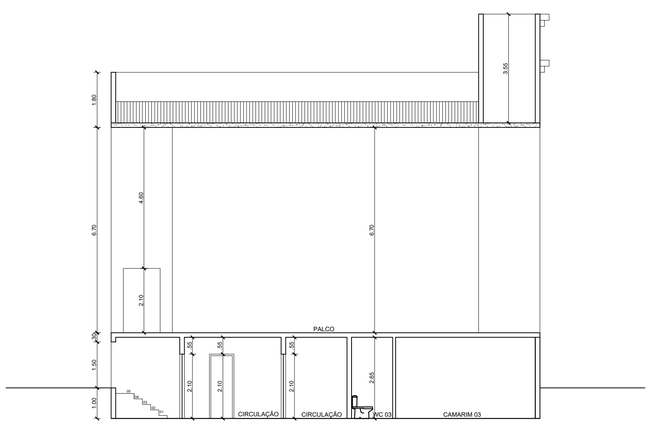


Corte BB
PALCO + CAMARINS

# QUADRO DE ESQUADRIAS

| PORTAS | DIMENS. | QUANT. | MATERIAL |
|---|---|---|---|
| P1 | 0.80x2.10 | 10 | MADEIRA |
| P2 | 0.60x2.10 | 10 | MADEIRA |
| P3 | 1.60x2.10 | 02 | MADEIRA / 2FOLHAS |


**PREFEITURA MUNICIPAL DE SÃO ROQUE DO CANAÃ - ES**
SECRETARIA MUNICIPAL DE OBRAS E SERVIÇOS URBANOS
SETOR DE ENGENHARIA
RUA LOURENÇO ROLDI Nº 88, BAIRRO SÃO ROQUINHO, SÃO ROQUE DO CANAÃ-ES
CEP 29.665-000 - CNPJ: 01.612.865/0001-71 - TEL: (27)3729-1300


PROJETO ARQUITETÔNICO PARQUE MUNICIPAL SÃO ROQUE DO CANAÃ

PROJETO DE REVITALIZAÇÃO DE ÁREA PARA CONSTRUÇÃO DE PARQUE MUNICIPAL DE MULTIUSO

| LOCAL: | MUNICÍPIO: |
|---|---|
| ROD. CARLOS LINDENBERG (ES-80) | SÃO ROQUE DO CANAÃ |

PROPRIETÁRIO: PREFEITURA MUNICIPAL DE SÃO ROQUE DO CANAÃ

FORMATO: A1

RESPONSÁVEL TÉCNICO: PEDRO JAYME LANI JUNIOR - CREA ES 20.109/D

PRANCHA: 05/06

| DATA: | ESCALA: | DESENHO: | ÁREA TOTAL: |
|---|---|---|---|
| NOV / 2022 | 1/100 | | |